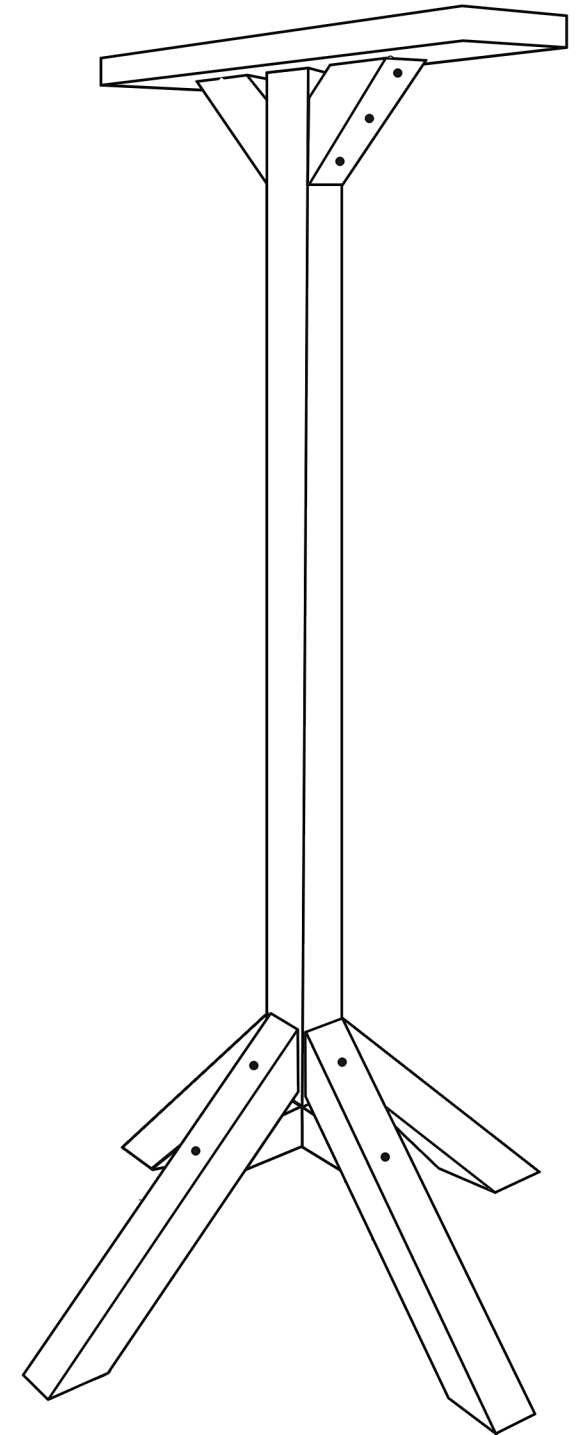
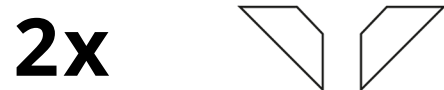
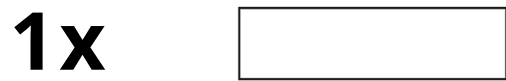
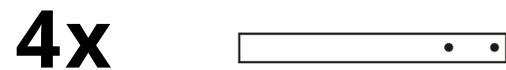



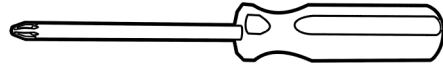
# Bird House Stand ASSEMBLY MANUAL

Set includes:



# Bird House Stand ASSEMBLY MANUAL

Use regular phillips screwdriver for assembly.



## No drilling required!

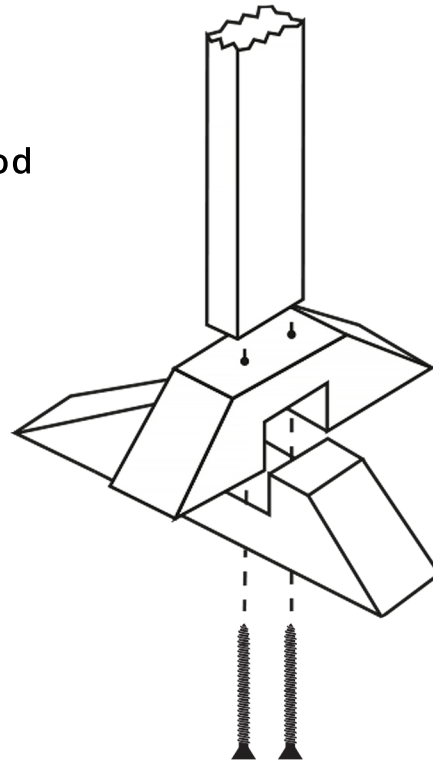
All necessary holes have been pre-drilled.  
In some cases drive the screws into the wood  
without any hole.



It's easier to assemble the product  
with a second person for help.

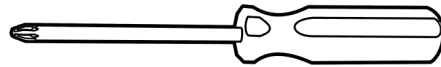
**NOTICE: For optimal performance and your own safety, please adhere to the assembly procedure as described in this manual.**

**Bottom view of the stand  
Use long screws here**



# Bird House Stand ASSEMBLY MANUAL

Use regular phillips screwdriver for assembly.



## No drilling required!

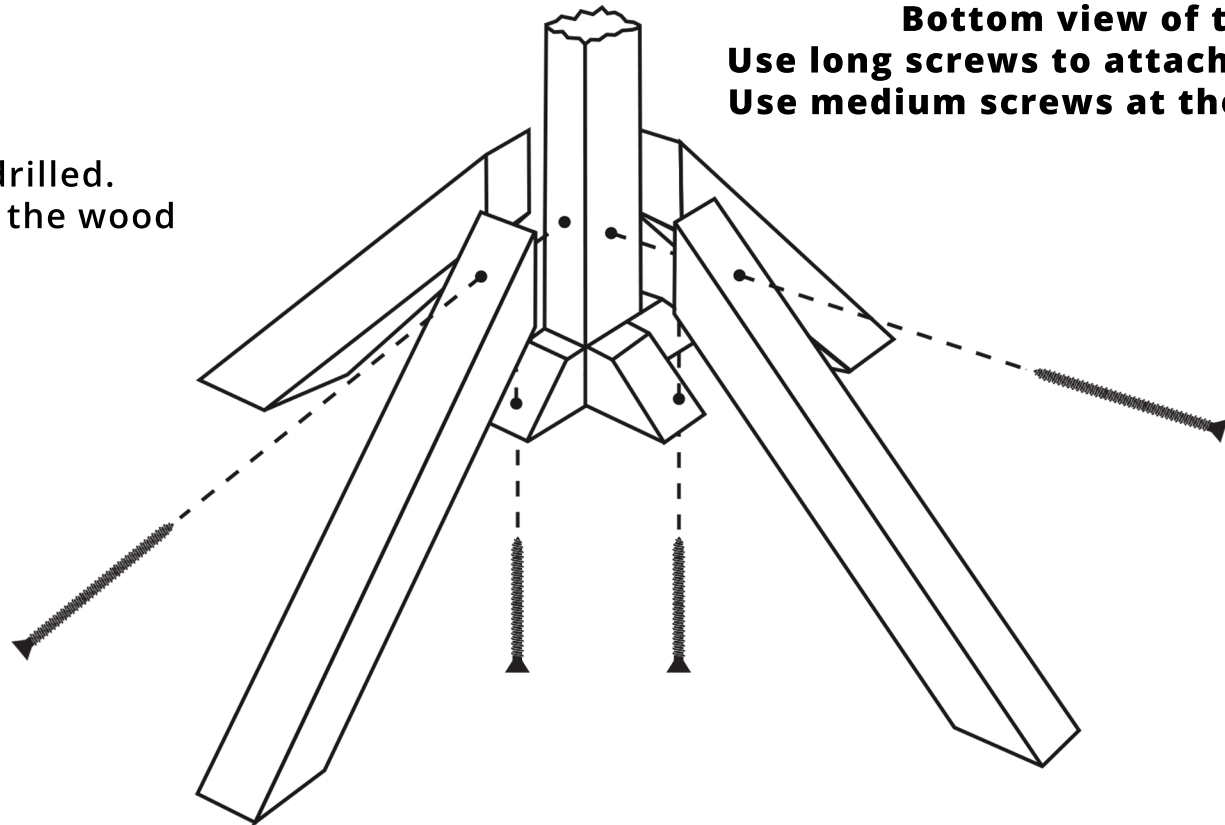
All necessary holes have been pre-drilled.  
In some cases drive the screws into the wood  
without any hole.



It's easier to assemble the product  
with a second person for help.

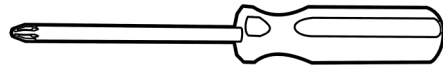
**NOTICE: For optimal performance and your own safety, please adhere to the assembly procedure as described in this manual.**

**Bottom view of the stand**  
**Use long screws to attach the legs**  
**Use medium screws at the bottom**



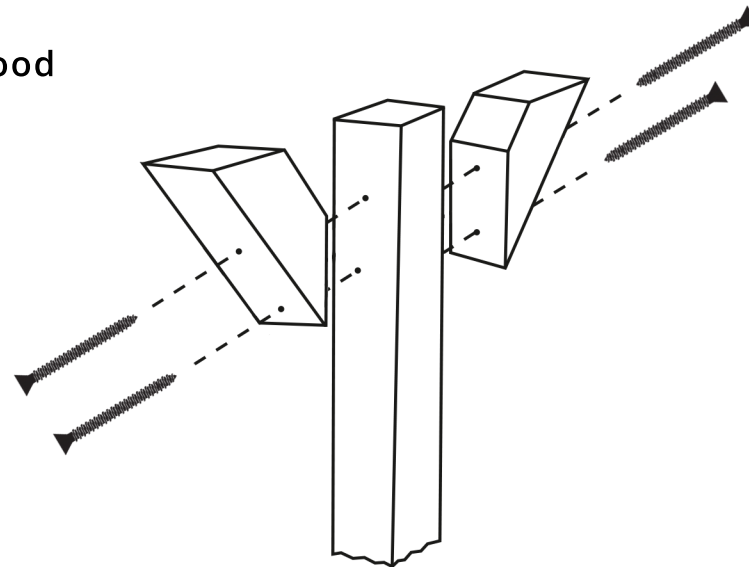
# Bird House Stand ASSEMBLY MANUAL

Use regular phillips screwdriver for assembly.



**NOTICE:** For optimal performance and your own safety, please adhere to the assembly procedure as described in this manual.

**Top view of the stand**  
**Use medium screws here**



## **No drilling required!**

All necessary holes have been pre-drilled.  
In some cases drive the screws into the wood without any hole.

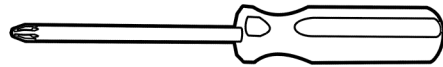


It's easier to assemble the product with a second person for help.



# Bird House Stand ASSEMBLY MANUAL

Use regular phillips screwdriver for assembly.



## No drilling required!

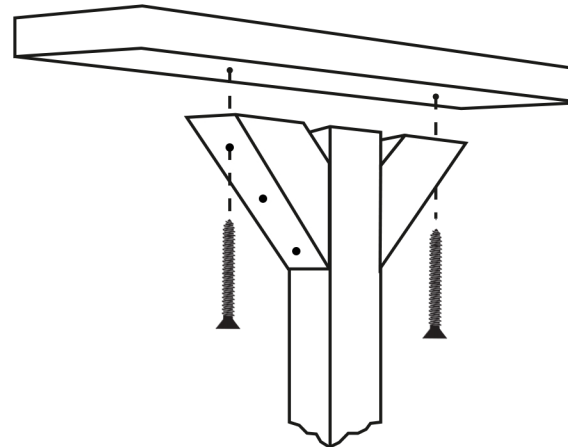
All necessary holes have been pre-drilled.  
In some cases drive the screws into the wood  
without any hole.



It's easier to assemble the product  
with a second person for help.

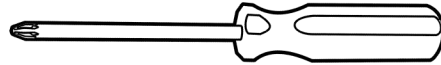
**NOTICE: For optimal performance and your own safety, please adhere to the assembly procedure as described in this manual.**

**Top view of the stand  
Use short screws here**



# Bird House Stand ASSEMBLY MANUAL

Use regular phillips screwdriver for assembly.



## No drilling required!

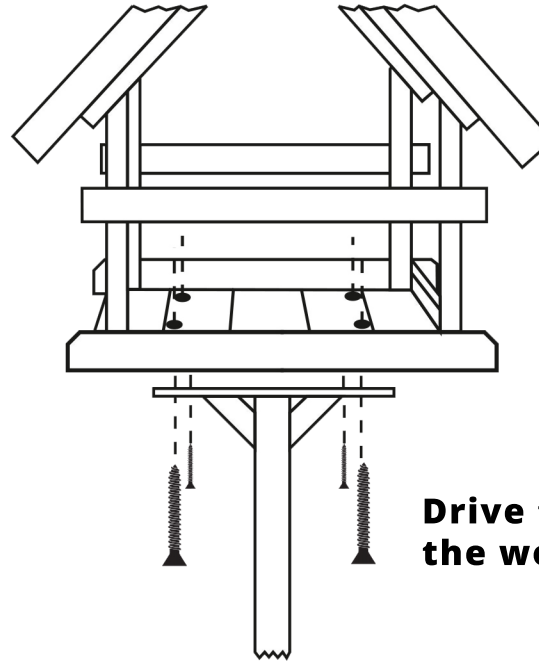
All necessary holes have been pre-drilled.  
In some cases drive the screws into the wood  
without any hole.



It's easier to assemble the product  
with a second person for help.

**NOTICE: For optimal performance and your own safety, please adhere to the assembly procedure as described in this manual.**

**Top view of the stand  
Use short screws here**



**Drive the screws into  
the wood without any hole.**



# Bird House Stand ASSEMBLY MANUAL

**YOU ARE DONE!**

